




# ESBee 2026

## Online Home Exam Guide



# Exam Format



**Total Exam Time:** 40 minutes

## Task 1 (Listening)

*Time Allowance: 10 minutes*

- Participants listen to a short recording, read the text, and complete 10 gaps with the correct spelling of the words.
- Each correctly spelled word earns 2 points, with a total of 20 points for 10 questions.

## Task 2 (Writing)

*Time Allowance: 10 minutes*

- Bee 1-2: Participants identify and correctly spell 10 words based on a picture and scrambled letters.
- Bee 3-6: Participants identify and correctly spell 10 words based on a provided definition and scrambled letters.
- Each correctly spelled word earns 2 points, with a total of 20 points for 10 questions.

## Task 3 (Writing)

*Time Allowance: 10 minutes*

- Participants identify and correct 10 misspelled words within a given text.
- Each correctly spelled word earns 2 points, with a total of 20 points for 10 questions.

## Task 4 (Brainstorm)

*Time Allowance: 10 minutes*

- Participants find 5 words that start and end with specific letters, excluding names and numbers. Closed compound nouns are acceptable, while open compounds and hyphenated compounds are not allowed.
- Each correctly spelled word earns 4 points, with a total of 20 points for 5 questions.



01

# What You Need for the Online Exam?




## Please prepare the following:



Main Organizer

CAYA ACADEMY



### Laptop or Computer with Webcam

- A webcam is compulsory.
- If no webcam, use another device as webcam for Zoom.
- Avoid using tablet/phone to access exam website; some features may not display properly and we may not be able to assist.



### Stable WiFi




### Zoom

- Zoom will be used for invigilation and briefing.
- Your webcam must be turned on throughout the exam.
- You may type your questions in the Zoom chat during the exam.



## **Suitable Exam Room**

- You must be alone in a quiet room.
- An environment check may be conducted at any time during the exam



## **IC, MyKID or Passport**

- Prepare either your IC, MyKID, Passport or Birth Certificate
- Your identity may be checked at any time during the exam.

**02**

# What to Do Before the Exam?



# 1) Past Year Paper & Join Group

- Visit <https://english.edu.my/esb-participant-guide>
- Please follow the instructions there



Main Organizer

CAYA ACADEMY



The screenshot shows the Caya Academy website with a navigation bar at the top containing 'Home', 'About', 'Competitions', 'Lessons', 'Highlights', 'EN', and a 'Contact Us' button. Below the navigation bar is a language selection section with the text 'choose your preferred language' and three buttons: 'English', 'Bahasa Melayu', and '华语'. The main content area is titled 'ESBee 2026 Participant Guide' and includes a welcome message to participants, a list of instructions, and contact information.

Dear ES Bee 2026 participants,

Welcome to ES Bee 2026!  
We're excited to have you join us. The competition will take place on April 24-26. Here's a to-do list to ensure you are well-prepared:

- 1. Join ES Bee 2026 Announcement Group (Compulsory)**  
All official updates, reminders, and important notices will be shared **only** through the announcement group. We will **no longer send individual messages**.  
📞 **WhatsApp:** [Click to join](#)  
> **Telegram:** [Click to join](#)

**Note:** Due to WhatsApp participant limits, there may be multiple identical groups. Please **join one group only** to avoid receiving duplicate messages.

- 2. Need Help? Contact Us**  
For enquiries or support, please save our main competition contact number:  
• Main Number: [016-2243400](tel:016-2243400)  
• Alternative Numbers: [011-65303400](tel:011-65303400) | [018-3733218](tel:018-3733218)

## 2) Check your competition details at

### ESB Portal

- Visit <https://english.edu.my/esb-portal>
- Enter your registered NAME and DATE OF BIRTH to search



Main Organizer

CAYA ACADEMY 



For ESB Participants:

Enter your Name and Date of Birth:



### 3) Record all details from ESB Portal and store safely. Don't wait until exam day to search!



Will appear on your cert

**Participant Details**

ESBee Student ID:	509999
Access Code:	MOH9999
Full Name:	MOHAMMAD AQLAH FAIZAL
Date of Birth:	2015-10-01
School Name:	SK SUNGAI BESI
School Year:	Primary 5
Bee Level:	Bee 3
Email Address:	
Phone Number:	60123456789

**COMPETITION DETAILS** Set a calendar reminder!

**Mode, Date & Time:** Online at Home: 25 April 2026 (Saturday) Start 11:00AM, End 12:00PM

**Zoom Link:** <https://us06web.zoom.us/j/81990897901?pwd=7Y0YYitH5HUYg8NSe9D172ZgloMq3a.l>

**Zoom Meeting ID:** 819 9089 7901

**Zoom Password:** 467510

**COMPETITION GUIDE (PLEASE READ!)**

- Participant Guide (What's Next After Signing Up?)  
[Participant Guide](#)
- Exam Guide (How to Take the ESBee Exam?)  
[Exam Guide](#)

You need these info to login to the exam website

During your session, copy & paste zoom link in your browser to join!



## 4) Practise with sample test



Main Organizer

CAYA ACADEMY 



- Check your student's Bee Level (available on the next slide)
- Visit the Online Sample Test site below by Bee Level
  - Bee 1 <https://english.edu.my/esbee1sample>
  - Bee 2 <https://english.edu.my/esbee2sample>
  - Bee 3 <https://english.edu.my/esbee3sample>
  - Bee 4 <https://english.edu.my/esbee4sample>
  - Bee 5 <https://english.edu.my/esbee5sample>
  - Bee 6 <https://english.edu.my/esbee6sample>
- Insert Name, School Name and Password to continue
- Password is **caya\_esbee**

\*The actual exam site will be similar. Make sure you can play the audio and see the images



Main Organizer

CAYA ACADEMY

## Bee Level Guide

For students from Public/Private schools studying national syllabus and English as a second/foreign language:

- **Pre-School, Primary 1 & 2:** Bee 1
- **Primary 3 & 4:** Bee 2
- **Primary 5 & 6:** Bee 3
- **Secondary 1 & 2:** Bee 4
- **Secondary 3 & 4:** Bee 5
- **Secondary 5, 6 & College:** Bee 6

For students from International/Private schools studying English as a First language:

- **Pre-School, Year 1 & 2:** Bee 1
- **Year 3 & 4:** Bee 2
- **Year 5 & 6:** Bee 3
- **Year 7 & 8:** Bee 4
- **Year 9 & 10:** Bee 5
- **Year 11, 12 & 13:** Bee 6



Main Organizer

CAYA ACADEMY 



## 5) Get familiar with Zoom

- Zoom will be used for group invigilation.
- Please ensure:
  - Your webcam is working properly.
  - If needed, use a second device (phone/tablet) for Zoom only.
  - Use Zoom chat to ask the invigilator questions during the exam.
- Watch this guide to get familiar with Zoom:  
<https://youtu.be/Ant-VpYmXlc>

**03**

# **What to Do During the Exam?**



# 1) Join your Zoom session




Main Organizer



- Join 5 minutes before your session time.
- Copy and paste Zoom link (from **ESBee portal** ) into your browser.
- Wait patiently in the waiting room.
- **The invigilator will admit you at your exact session time.**

\*If you are not admitted **5 minutes after** your session time, contact us via WhatsApp. **Do not contact us before this.**

This is the waiting room →



## Once you're admitted:

- Turn on your webcam.
- Rename your Zoom name to your **Full Name**.
- Wait for the briefing.
- After briefing, invigilator will conduct identity check. Show your IC, MyKID, Birth Cert or Passport.



Main Organizer

CAYA ACADEMY




- ✓ Full face shown clearly
- ✓ No virtual background

## 2) Log in to the exam website

After the briefing, the invigilator will share the exam link in the Zoom chat.

- Copy and paste the link into your browser.
- Enter your **access code** in the white box.
  - Make sure you type it exactly as shown in the ESB Portal — including capital letters, spaces, and apostrophes.
  - Examples:
    - OH 2345 (include the space)
    - ‘ALI7111 (include the apostrophe)
  - Your access code is made up of:
    - The first 3 letters/symbols of your name, and
    - The last 4 digits of your student ID
- Click the “>” button to proceed.

access code:



### For Younger Candidates

Parents may assist young students with logging in. However, parents must leave the room once the exam begins.

- No one else is allowed in the room during the exam.
- Parents may wait outside.
- If technical assistance is needed, parents must inform the invigilator via Zoom chat.





Next, you'll see the registration page:

- Fill in all required details.
- Select “**MALAYSIA**” as your country.
- Enter the **Exam Password** (this is NOT the Zoom passcode).
  - The invigilator will provide the password in the Zoom chat during the session.
- Once you've checked that all details are correct, click “**Register**”.

## Register for ESBee 2026 BEE 3 (Live)

Registration form fields:

- Full name\*
- ESBee Candidate ID\*
- School Name (write NA if without school name)\*
- Country\*
- Password\*

### For Younger Candidates

Parents may assist young students with logging in. However, parents must leave the room once the exam begins.

- No one else is allowed in the room during the exam.
- Parents may wait outside.
- If technical assistance is needed, parents must inform the invigilator via Zoom chat.

### 3) After successful login

- You will see this test screen



ESBee 2026

The Vocabulary and Spelling Competition

Preliminary Round 2026

BEE 3

1. Make sure your  
BEE level is correct

#### INSTRUCTIONS FOR CANDIDATES:

- DO NOT click "Start Quiz" until instructed by the invigilator.
- This test is made up of 4 tasks.
- Type ALL your answers in the boxes provided.
- Time allowed: 40 minutes.
- Total Mark available: 80
- You are allowed to leave, once completed.

Download your certificate after the test from <https://english.edu.my/esb>

2. Click "Start Quiz"

Start Quiz

3. You will see the **test timer**  
after clicking "Start Quiz"

Time remaining  
0:39:26

#### **!** Important:

Do NOT click refresh.  
Do NOT click back.  
Do NOT open a new tab.

The system allows only ONE login attempt. If logged out, you cannot log in again.





4. Type your answers in the boxes provided

3) Definition  
Answer:   
3)

---

4) Definition: .  
Answer:   
4)

---

5) Definitior..  
Answer:   
5)

5. Click **SUBMIT** once completed.



## Result & Semi-Finals

- Results are expected to be released within one month after the exam date.
- The **Top 15%** of participants will qualify for the Semi-Finals on 13 June 2026.

# All The Best and See You Soon!

